



GUJCOT TRADE ASSOCIATION

THIRD QUARTERLY RATE MOVEMENT 2024-25

Dear All Cotton Friends,

In our mission to give Daily Spot Rate Team Gujcot is getting valuable support from Gujcot broker's panel. We appreciated their humble service to the trade. Gujcot Team is giving daily closing of Indian and foreign futures rates.

In this report we have provided Following Rates during the month.

- Daily Physical Spot Rate
- MCX Cotton Daily Closing Rate
- USD-INR Exchange Rate Closing
- Cotlook Index
- ICE Future Closing
- NCDEX Kapas Rate
- MCX Future Closing
- NCDEX and MCX converted into Rs. Candy Rate

We hope it will be useful to all the stake holders of Textile Value Chain.



GUJCOT TRADE ASSOCIATION

THIRD QUARTERLY RATE MOVEMENT 2024-25

- NY May Futures experienced a sharp decline in early April following the announcement of tariffs but gradually recovered and expired within the range of 66 to 67 cents per lb. NY July, the final month for the old crop, remained stuck in a narrow range between 65 to 69 cents throughout the quarter. Tariff concerns and ongoing war conflicts contributed to weak demand, keeping prices constrained.
- Farmers and commercial traders held significant on-call purchase positions. Due to a lack of favorable exit opportunities, most of these positions were rolled over to the December new crop contract. By the end of June, December futures began to show signs of consolidation.
- NASS projected U.S. cotton sowing area at 10.2 million acres.
- With U.S. export sales and shipments performing well, the USDA raised its export target to 11.5 million bales, which now appears achievable.
- In India, the physical market showed strength in April, but persistent selling pressure from CCI kept prices in a narrow range of ₹53,800 to ₹54,200 during May and June. However, market sentiment improved in the last week of June following the end of the Iran-Israel conflict, leading to strong CCI sales of 21 lakh bales sold in just six auctions. This uplift in sentiment was also reflected in the Indian physical market, which started moving upward.
- The monsoon arrived early on May 25, and timely rains across the country supported an early start to kharif sowing. By the end of June, Gujarat had sown 13.99 lakh hectares of cotton, while all-India sowing reached 50.214 lakh hectares.
- The Indian cotton basis remained between 1,350 to 1,550 points during the quarter. After the expiry of July contracts, the basis narrowed to 1,150–1,200 points due to comparison with the new crop.
- In the currency market, the Indian Rupee traded mostly in the 85–86 range against the U.S. Dollar.
- Let's hope for the best.



GUJCOT TRADE ASSOCIATION

THIRD QUARTERLY RATE MOVEMENT 2024-25

Gujarat Spot Rate Changes Jun-2025									
Variety	Staple Length	Mic.	31-05-25	30-06-25	29-06-24	Change (M/M)		Change (Y/Y)	
						Rs./Candy	In Per.(%)	Rs./Candy	In Per.(%)
Shankar 6	29 MM	3.8	54,000	54,750	57,550	750	1.39%	-2,800	-4.87%
V-797	13 % Trash		36,750	38,400	40,350	1,650	4.49%	-1,950	-4.83%
MCX Spot Rate			54,180	54,480	58,160	300	0.55%	-3,680	-6.33%
USD-INR Exchange			85.58	85.75	83.38	0.17	0.20%	2.37	2.84%

Monthly - Average Spot Rate Jun-2025					
Variety	Staple Length	Mic.	Price Range		Average Of 25 Days
			Low	High	
Shankar 6	29	3.8	53,850	54,750	54,058
V-797	13% Trash		36,900	38,400	37,866
MCX Spot Rate			53,980	54,480	54,132
USD Exchange Rate			85.38	86.75	85.93



GUJCOT TRADE ASSOCIATION

THIRD QUARTERLY RATE MOVEMENT 2024-25

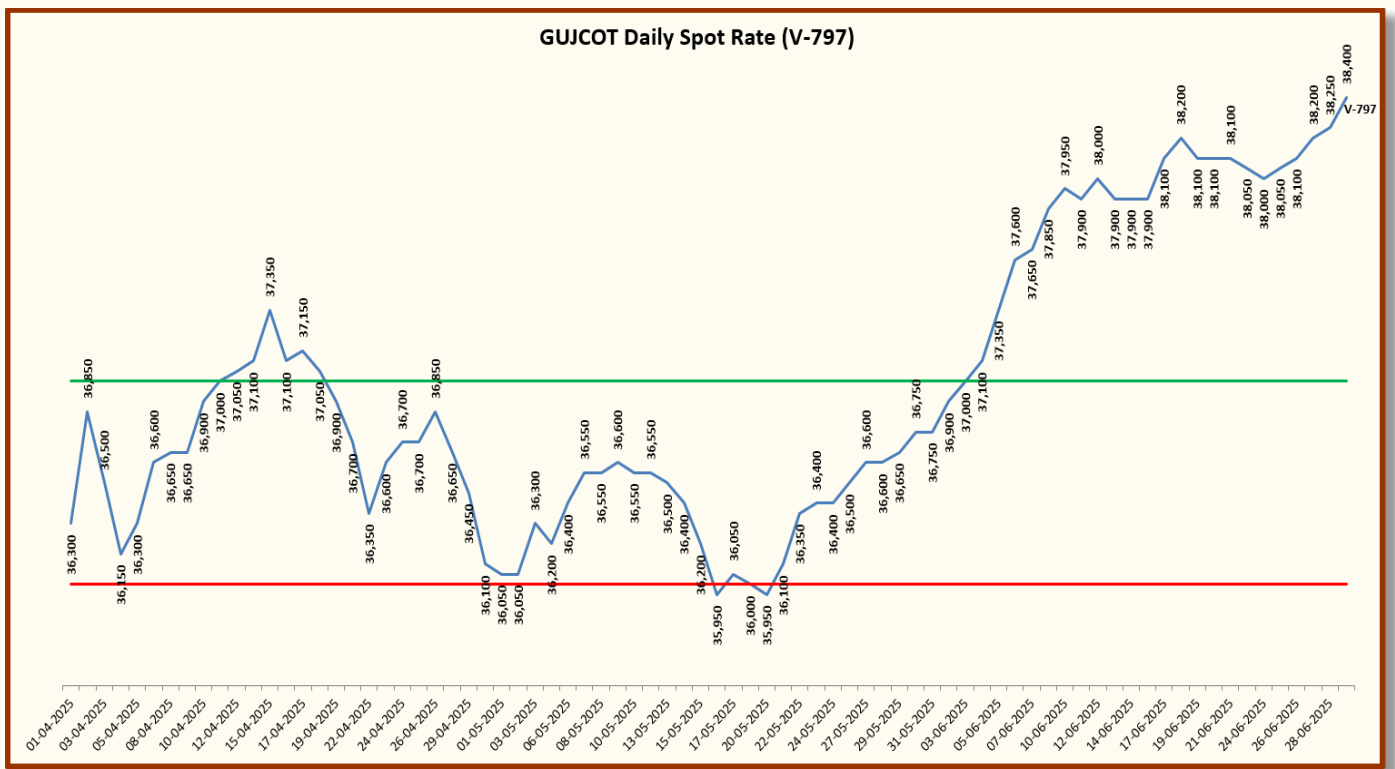
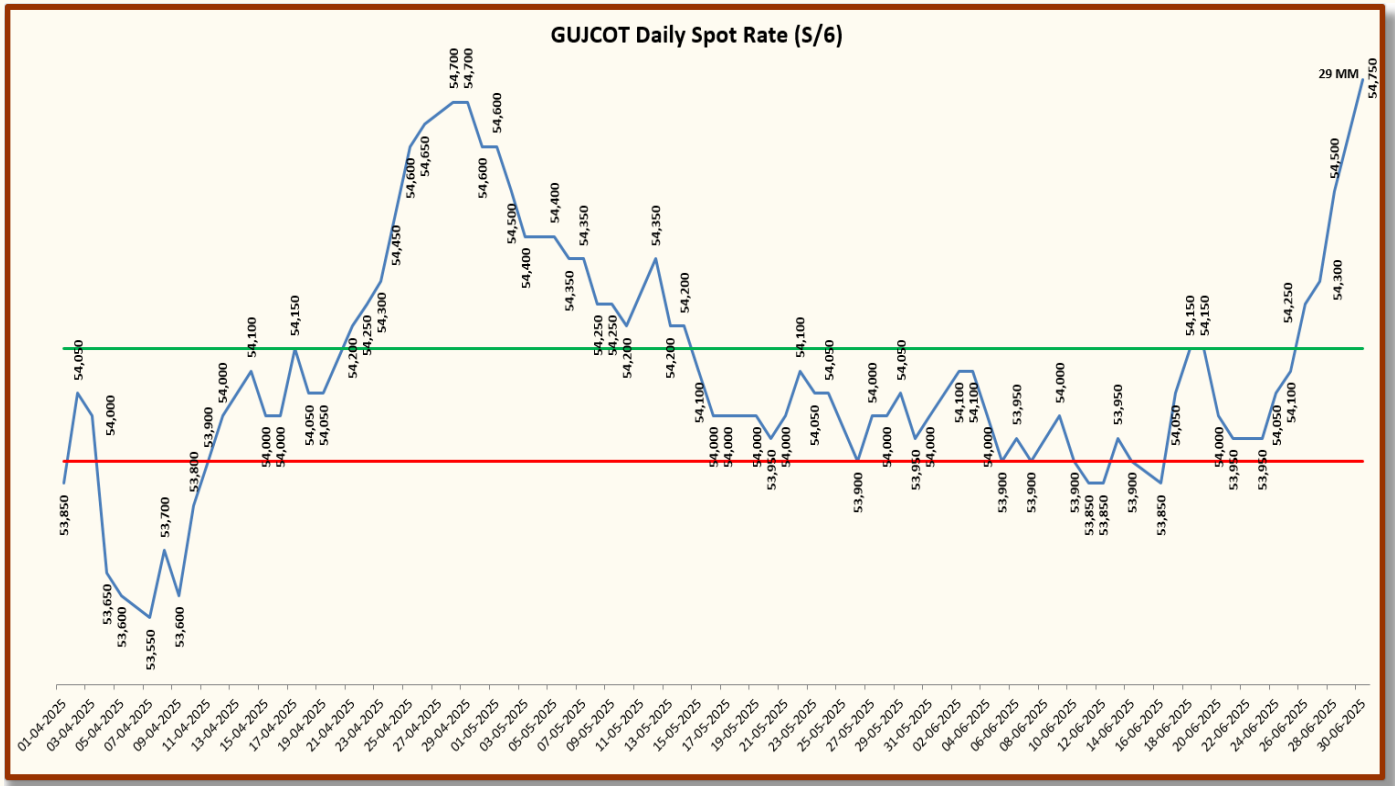
Gujarat Spot Rate Jun-2024

Date	29-3.8	V-797	MCX Spot Rate	USD-INR Exchange Rate
02-06-2025	54,100	36,900	54,100	85.38
03-06-2025	54,100	37,000	54,080	85.55
04-06-2025	54,000	37,100	53,980	85.90
05-06-2025	53,900	37,350	54,100	85.79
06-06-2025	53,950	37,600	54,080	85.63
07-06-2025	53,900	37,650	54,080	85.63
09-06-2025	54,000	37,850	54,080	85.62
10-06-2025	53,900	37,950	54,080	85.60
11-06-2025	53,850	37,900	54,100	85.51
12-06-2025	53,850	38,000	54,120	85.60
13-06-2025	53,950	37,900	54,140	86.08
14-06-2025	53,900	37,900	54,140	86.08
16-06-2025	53,850	37,900	53,980	86.06
17-06-2025	54,050	38,100	54,000	86.24
18-06-2025	54,150	38,200	54,000	86.48
19-06-2025	54,150	38,100	54,040	86.72
20-06-2025	54,000	38,100	54,240	86.58
21-06-2025	53,950	38,100	54,240	86.58
23-06-2025	53,950	38,050	54,040	86.75
24-06-2025	54,050	38,000	54,220	85.97
25-06-2025	54,100	38,050	54,180	86.08
26-06-2025	54,250	38,100	54,200	85.70
27-06-2025	54,300	38,200	54,300	85.47
28-06-2025	54,500	38,250	54,300	85.47
30-06-2025	54,750	38,400	54,480	85.75



GUJCOT TRADE ASSOCIATION

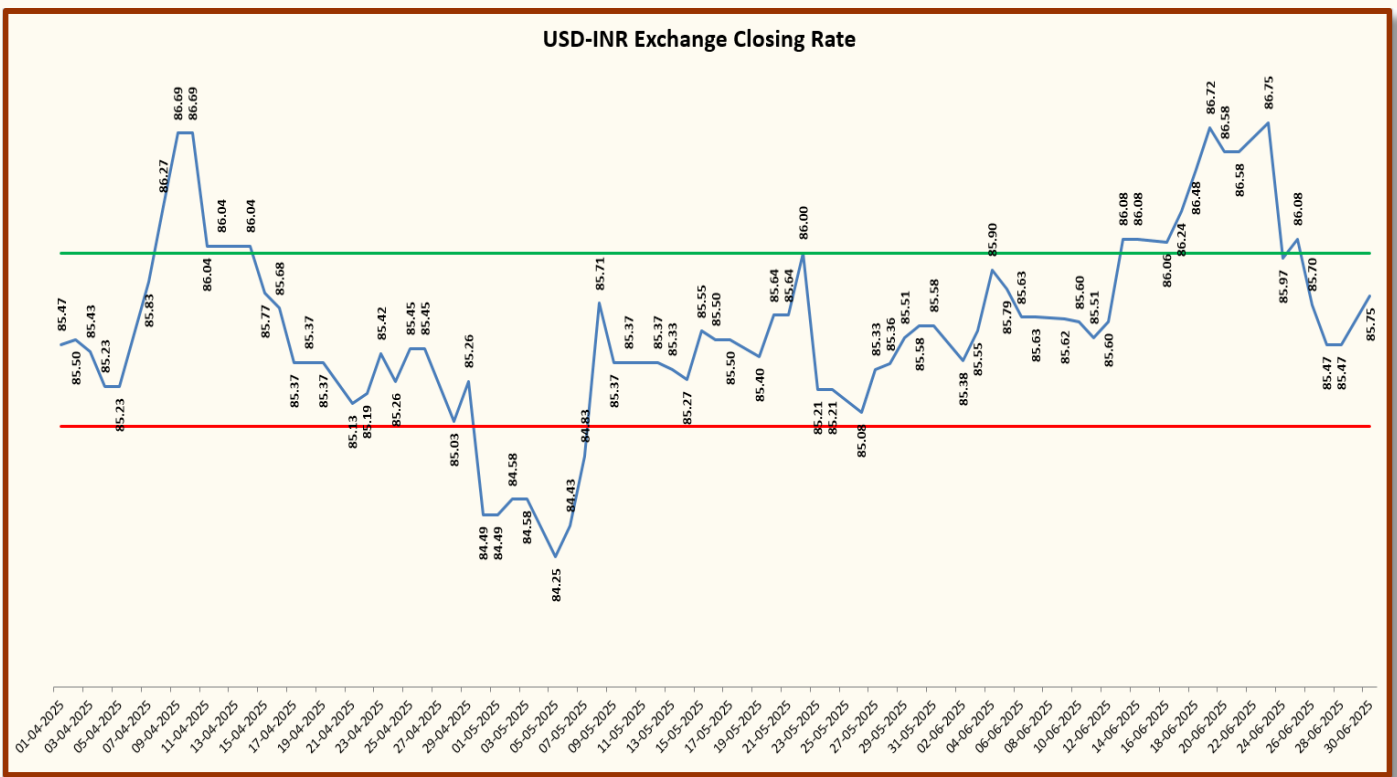
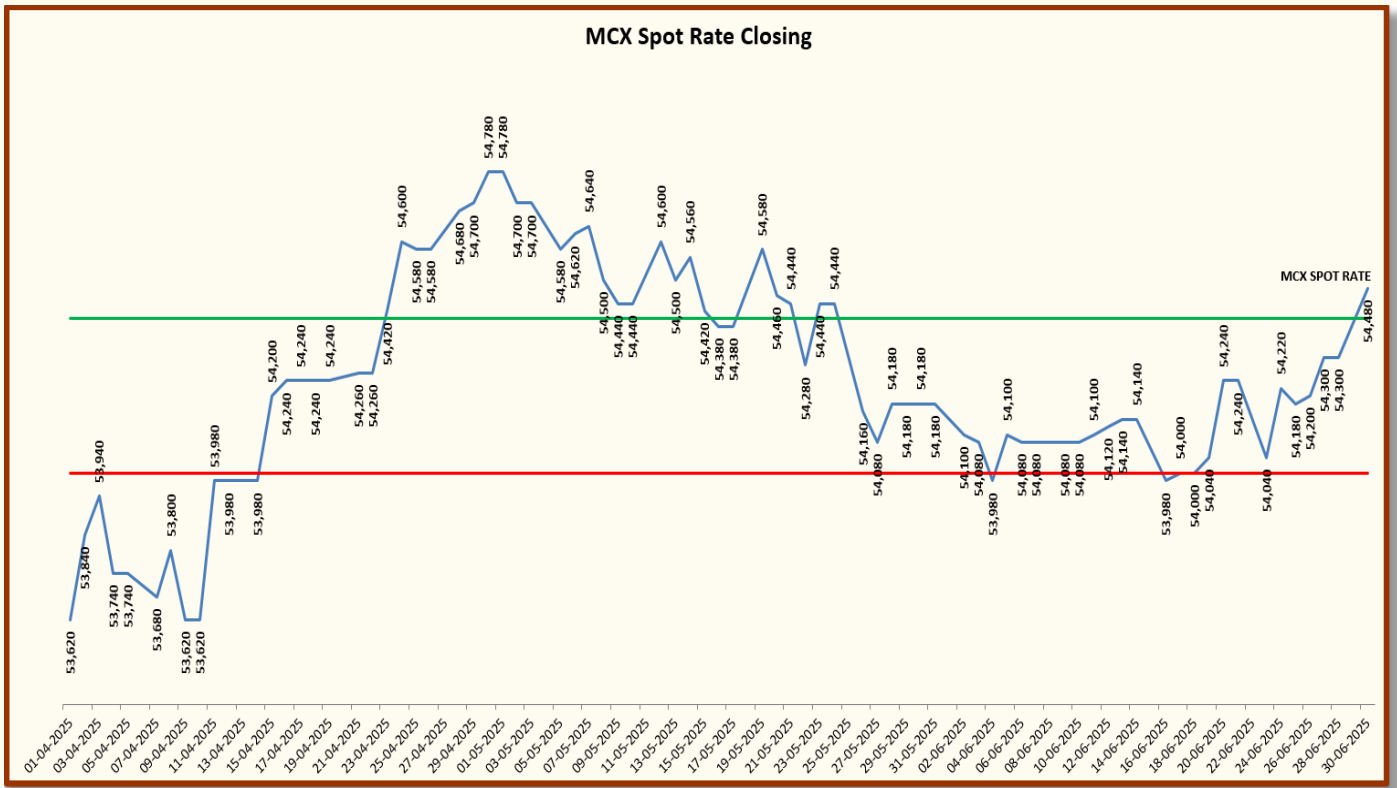
THIRD QUARTERLY RATE MOVEMENT 2024-25





GUJCOT TRADE ASSOCIATION

THIRD QUARTERLY RATE MOVEMENT 2024-25





GUJCOT TRADE ASSOCIATION

THIRD QUARTERLY RATE MOVEMENT 2024-25

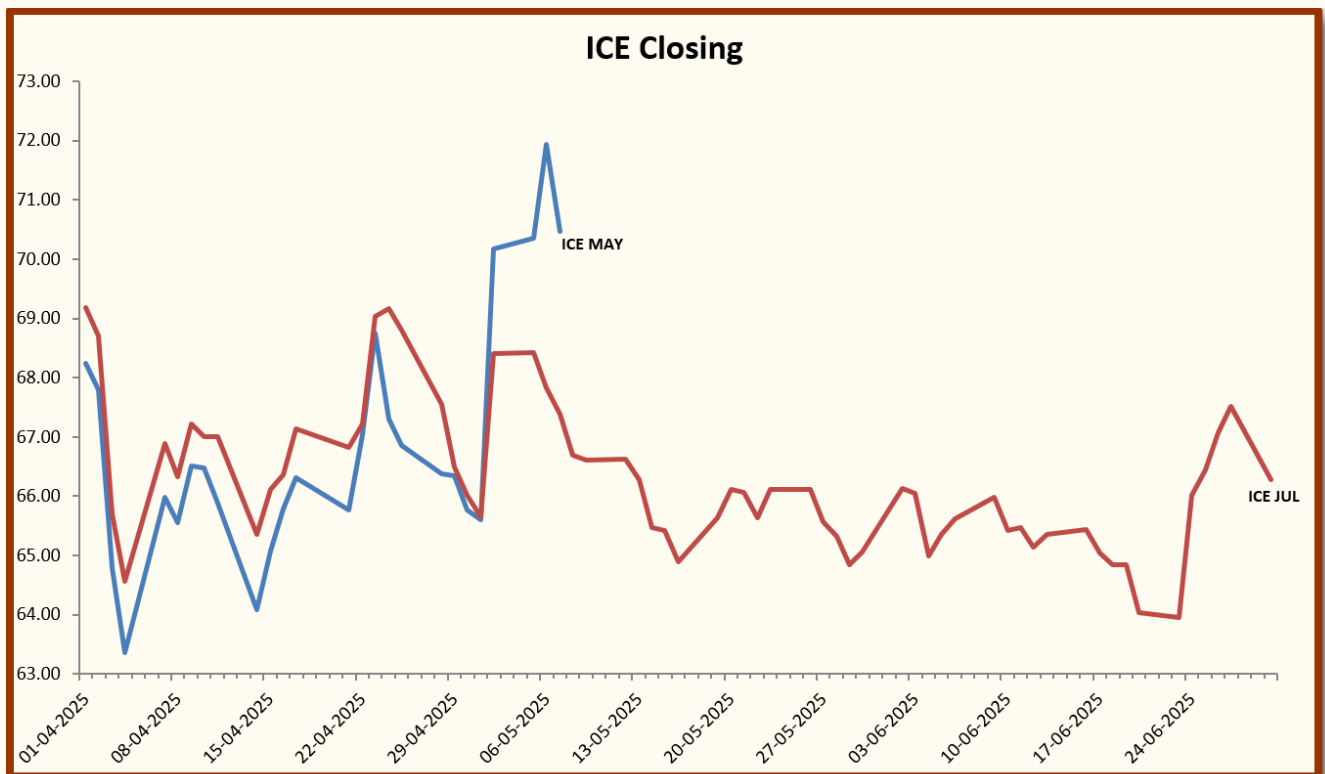
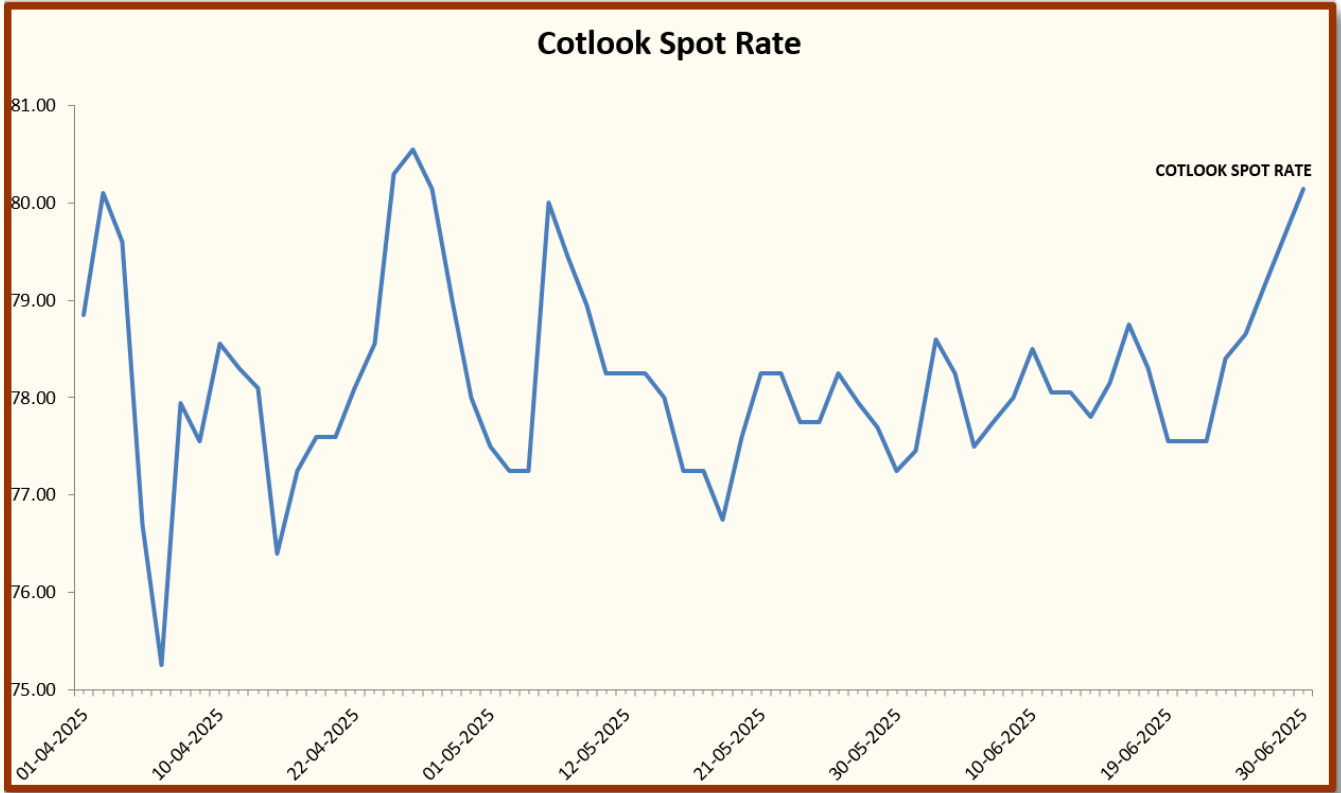
Foreign Cotton Indices & Futures

Date	Cotlook	ICE	
	Spot Rate	Jul-25	Dec-25
02-06-2025	77.45	66.13	68.69
03-06-2025	78.60	66.05	68.53
04-06-2025	78.25	64.99	67.77
05-06-2025	77.50	65.36	67.98
06-06-2025	77.75	65.62	68.21
09-06-2025	78.00	65.99	68.35
10-06-2025	78.50	65.42	67.71
11-06-2025	78.05	65.47	67.65
12-06-2025	78.05	65.14	67.47
13-06-2025	77.80	65.36	67.84
16-06-2025	78.15	65.44	68.02
17-06-2025	78.75	65.05	67.55
18-06-2025	78.30	64.84	66.67
19-06-2025	77.55	64.84	66.67
20-06-2025	77.55	64.04	66.70
23-06-2025	77.55	63.96	67.41
24-06-2025	78.40	66.01	67.79
25-06-2025	78.65	66.44	68.32
26-06-2025	79.15	67.07	68.80
27-06-2025	79.65	67.52	69.32
30-06-2025	80.15	66.28	68.13



GUJCOT TRADE ASSOCIATION

THIRD QUARTERLY RATE MOVEMENT 2024-25





GUJCOT TRADE ASSOCIATION

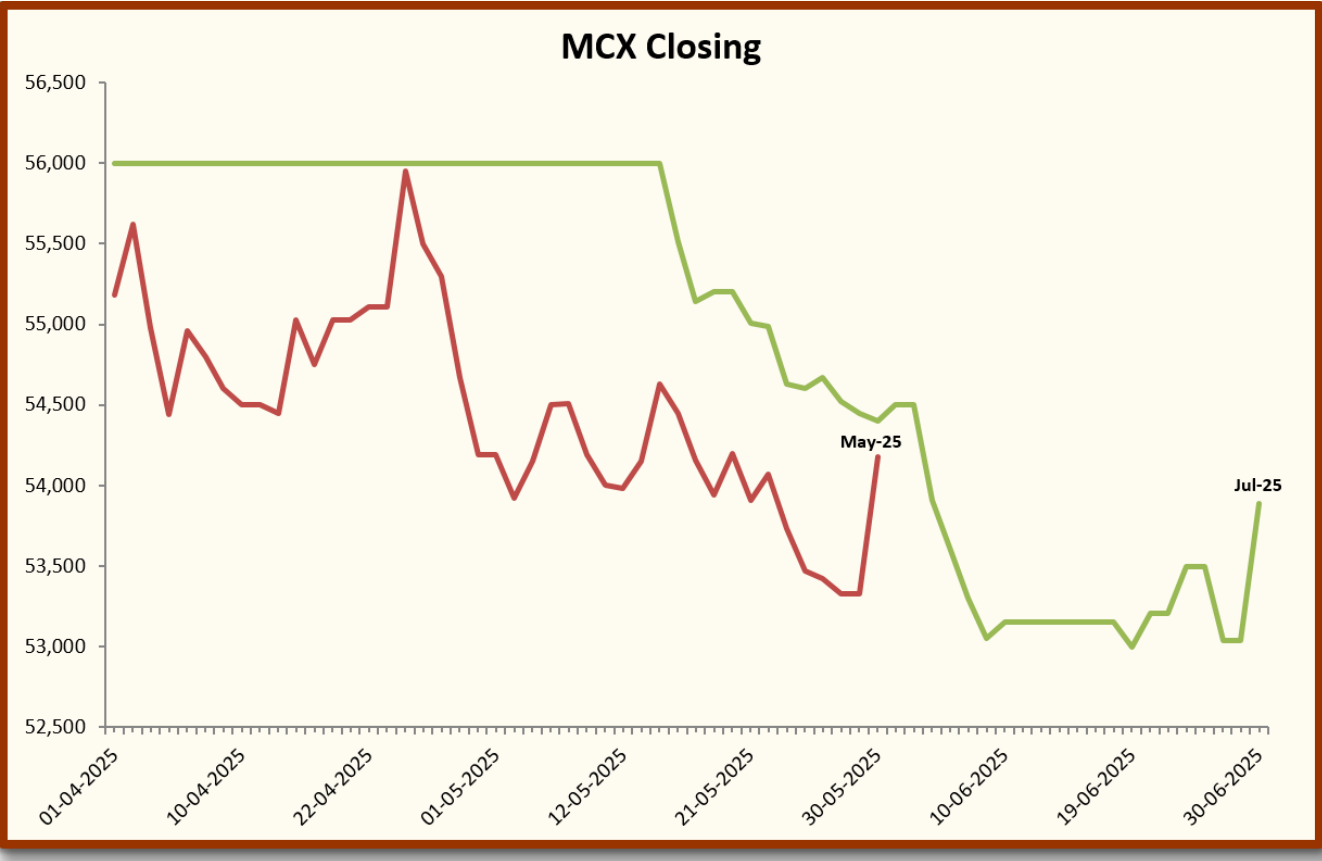
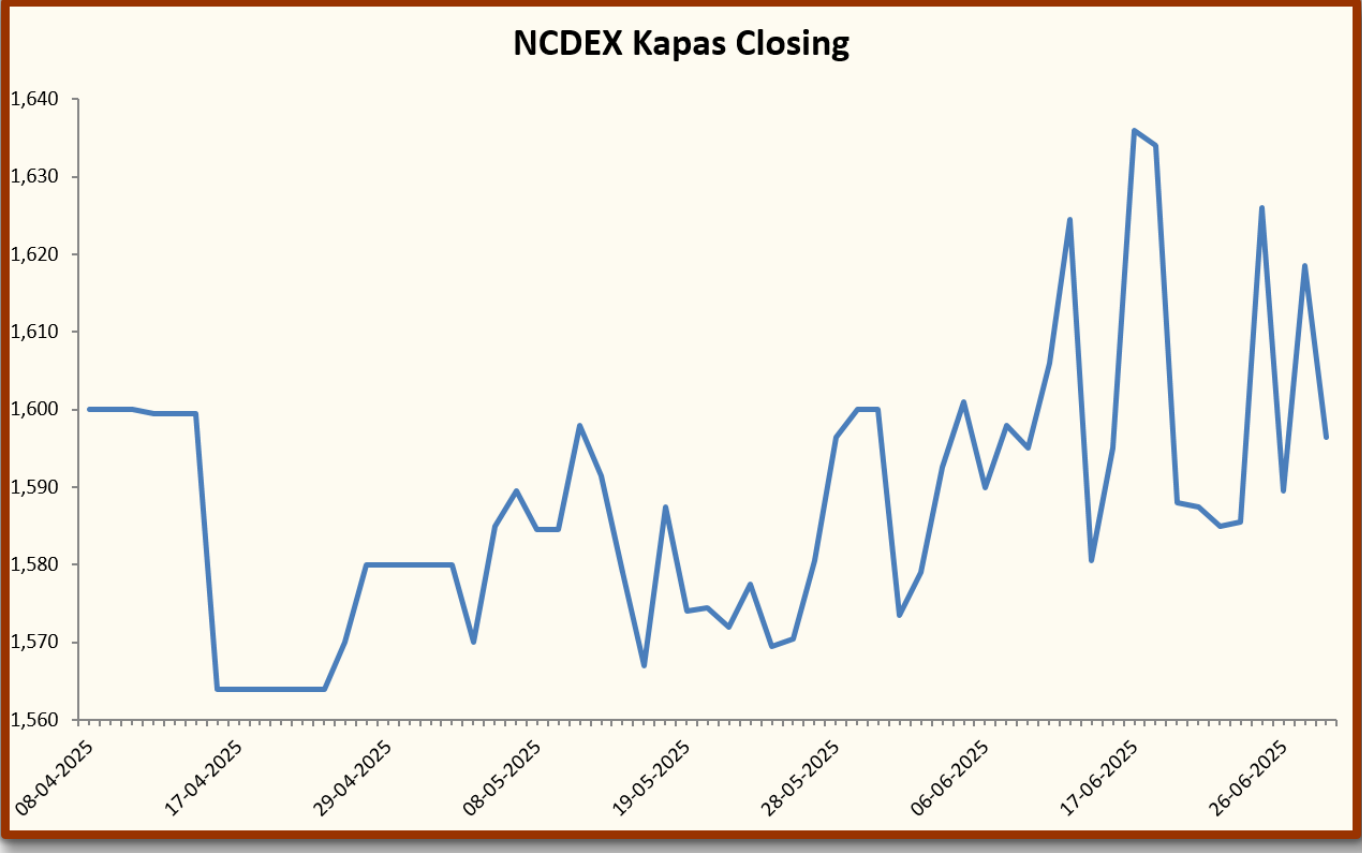
THIRD QUARTERLY RATE MOVEMENT 2024-25

Indian Cotton Futures			
Date	NCDEX Kapas	MCX	
	30-Apr-26	Jul-25	Sep-25
02-06-2025	1573.50	54,500	57,500
03-06-2025	1579.00	54,500	57,000
04-06-2025	1592.50	53,910	57,000
05-06-2025	1601.00	53,600	56,000
06-06-2025	1590.00	53,300	56,000
09-06-2025	1598.00	53,050	56,000
10-06-2025	1595.00	53,150	56,000
11-06-2025	1606.00	53,150	56,000
12-06-2025	1624.50	53,150	56,000
13-06-2025	1580.50	53,150	56,000
16-06-2025	1595.00	53,150	56,000
17-06-2025	1636.00	53,150	56,000
18-06-2025	1634.00	53,150	56,000
19-06-2025	1588.00	53,000	56,000
20-06-2025	1587.50	53,210	56,000
23-06-2025	1585.00	53,210	55,000
24-06-2025	1585.50	53,500	55,000
25-06-2025	1626.00	53,500	55,000
26-06-2025	1589.50	53,040	55,000
27-06-2025	1618.50	53,040	55,000
30-06-2025	1596.50	53,890	55,000



GUJCOT TRADE ASSOCIATION

THIRD QUARTERLY RATE MOVEMENT 2024-25





GUJCOT TRADE ASSOCIATION

THIRD QUARTERLY RATE MOVEMENT 2024-25

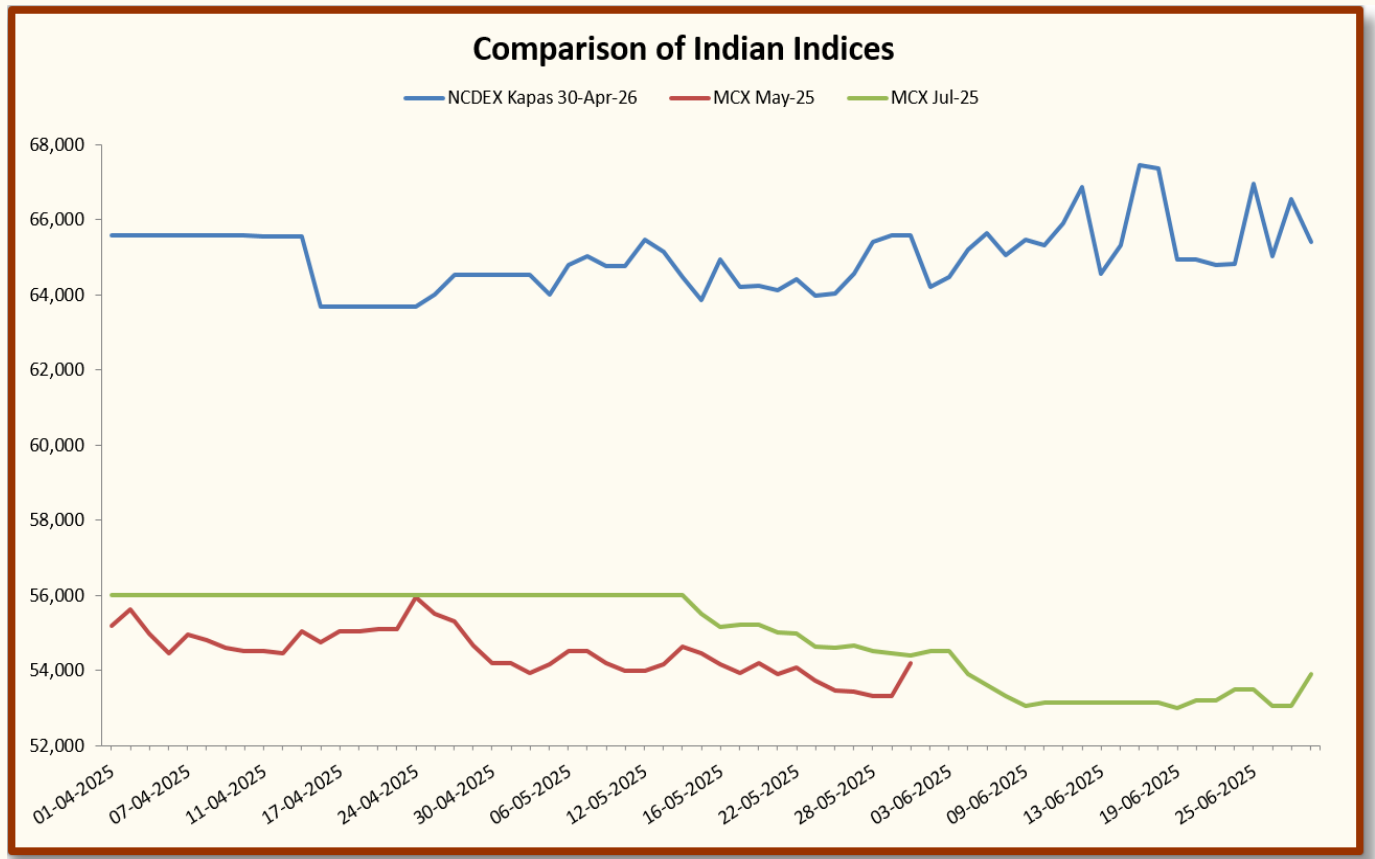
Indian Indices in Rs/Candy Rate

Date	NCDEX Kapas	MCX	
	30-Apr-26	Jul-25	Sep-25
02-06-2025	64,191	54,500	57,500
03-06-2025	64,479	54,500	57,000
04-06-2025	65,185	53,910	57,000
05-06-2025	65,629	53,600	56,000
06-06-2025	65,054	53,300	56,000
09-06-2025	65,472	53,050	56,000
10-06-2025	65,315	53,150	56,000
11-06-2025	65,891	53,150	56,000
12-06-2025	66,858	53,150	56,000
13-06-2025	64,557	53,150	56,000
16-06-2025	65,315	53,150	56,000
17-06-2025	67,459	53,150	56,000
18-06-2025	67,355	53,150	56,000
19-06-2025	64,949	53,000	56,000
20-06-2025	64,923	53,210	56,000
23-06-2025	64,792	53,210	55,000
24-06-2025	64,819	53,500	55,000
25-06-2025	66,936	53,500	55,000
26-06-2025	65,028	53,040	55,000
27-06-2025	66,544	53,040	55,000
30-06-2025	65,394	53,890	55,000



GUJCOT TRADE ASSOCIATION

THIRD QUARTERLY RATE MOVEMENT 2024-25





GUJCOT TRADE ASSOCIATION

THIRD QUARTERLY RATE MOVEMENT 2024-25

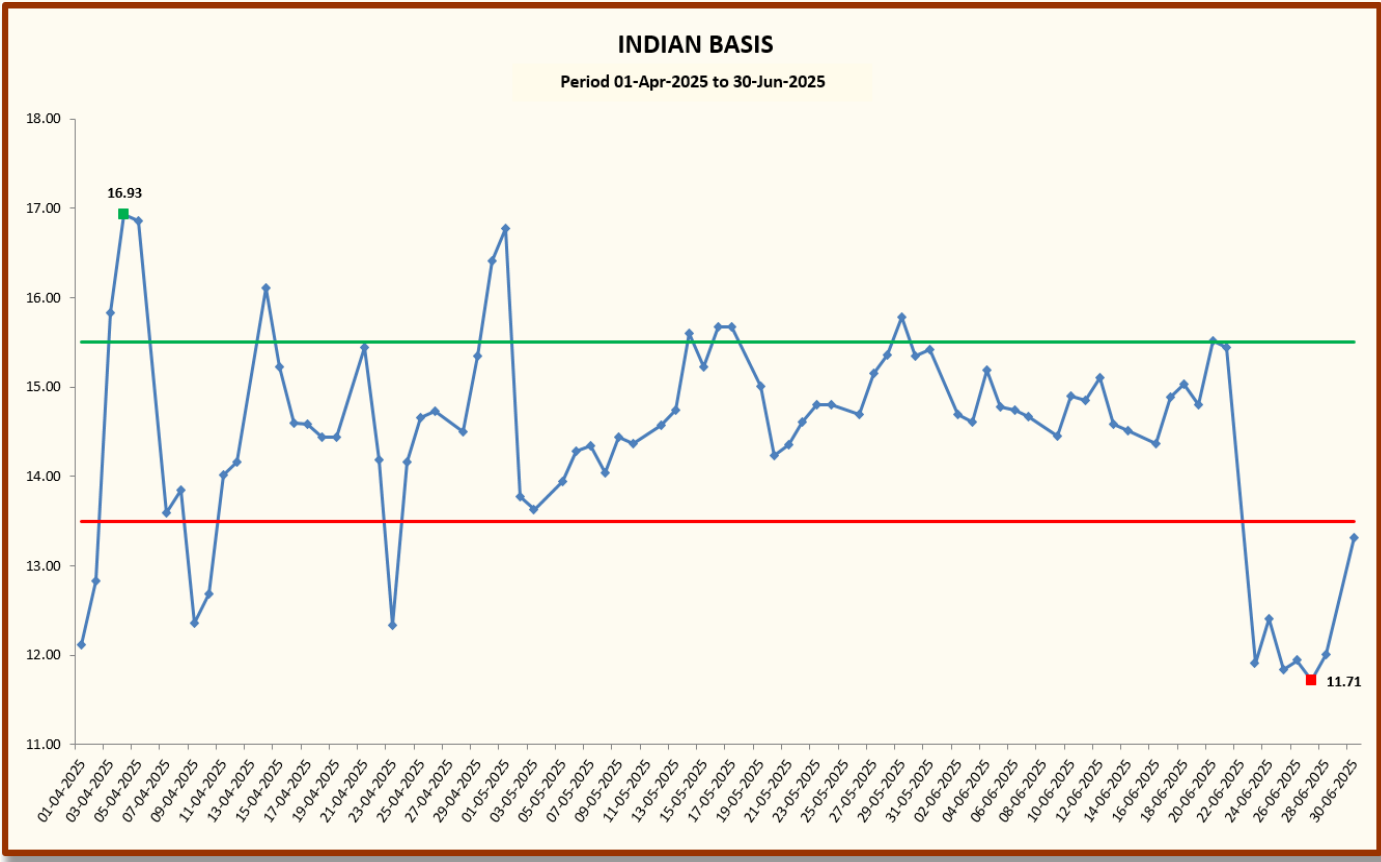
INDIAN BASIS

DATE	29 MM	USD-INR	Cents/lb	ICE NEAREST FUTURE	BASIS
02-06-2025	54,100	85.38	80.82	66.13	14.69
03-06-2025	54,100	85.55	80.66	66.05	14.61
04-06-2025	54,000	85.90	80.18	64.99	15.19
05-06-2025	53,900	85.79	80.14	65.36	14.78
06-06-2025	53,950	85.63	80.36	65.62	14.74
07-06-2025	53,900	85.63	80.29	65.62	14.67
09-06-2025	54,000	85.62	80.45	65.99	14.46
10-06-2025	53,900	85.60	80.32	65.42	14.90
11-06-2025	53,850	85.51	80.33	65.47	14.86
12-06-2025	53,850	85.60	80.24	65.14	15.10
13-06-2025	53,950	86.08	79.94	65.36	14.58
14-06-2025	53,900	86.08	79.87	65.36	14.51
16-06-2025	53,850	86.06	79.81	65.44	14.37
17-06-2025	54,050	86.24	79.94	65.05	14.89
18-06-2025	54,150	86.48	79.87	64.84	15.03
19-06-2025	54,150	86.72	79.65	64.84	14.81
20-06-2025	54,000	86.58	79.55	64.04	15.51
21-06-2025	53,950	86.58	79.48	64.04	15.44
23-06-2025	53,950	86.75	79.32	67.41	11.91
24-06-2025	54,050	85.97	80.19	67.79	12.40
25-06-2025	54,100	86.08	80.16	68.32	11.84
26-06-2025	54,250	85.70	80.74	68.80	11.94
27-06-2025	54,300	85.47	81.03	69.32	11.71
28-06-2025	54,500	85.47	81.33	69.32	12.01
30-06-2025	54,750	85.75	81.44	68.13	13.31



GUJCOT TRADE ASSOCIATION

THIRD QUARTERLY RATE MOVEMENT 2024-25





GUJCOT TRADE ASSOCIATION

THIRD QUARTERLY RATE MOVEMENT 2024-25

Team Gujcot thanks the Broker Panel

Shri Sujalbhaj, Shri Jagdishbhaj, Shri Sandipbhaj, Shri Ananbhaj, Shri Ajaybhaj, Shri Jatinbhaj, Shri Manishbhaj, Shri Dipambhaj, Shri Niravbhaj, Shri Divyeshbhaj and Shri Mukeshbhaj Purohit.

Report Sponsors:

Click on Sponsor's Logo to visit Sponsor's Website



Radheshyam
SPINNING MILL PVT. LTD.

For, Gujcot Trade Association

Akash Shah

[President]

For, Gujcot Trade Association

Ajay Shah

[Secretary]